




Northbourne CEP School



Blended Learning for Hazel Class 26th April – 30th April 2021

Monday	Tuesday	Wednesday	Thursday	Friday
Word of the day: flood	Word of the Day: sarcastic	Word of the Day: propel	Word of the Day: perfection	
Maths	Maths	Maths	Maths	This Friday the children will be taking part in their outdoor activity day at school.
<u>WALT tell the time</u>	<u>WALT tell the time</u>	<u>WALT convert between analogue and digital time</u>	<u>WALT convert between analogue and digital time</u>	Keep an eye on our online resources (Purplemash etc) for some fun and engaging activities to complete at home.
Children to practice telling the time to the nearest 5 minutes. https://www.bbc.co.uk/bitesize/clips/zqkwmp3 This is a good opportunity to work practically. Children to use clockface - think about past and to sides of the clock. Activity: Tell the time to the nearest 5 minutes. Complete worksheet	Children to tell the time to the nearest minute. Watch introduction video: https://www.youtube.com/watch?v=3eBIDlvDgg0 Children to use a clockface to practice telling the time to the minute. Activity: Complete the worksheet attached.	https://www.bbc.co.uk/bitesize/topics/zkfycdm/articles/zcrmqty Children to begin thinking about analogue digital time - what are the differences why is digital time helpful? Activity: Complete worksheet attached. Children to begin thinking about digital time during am.	Children continue looking at analogue to digital time. Children now focus more on a 24 hour clock. Activity: Complete worksheet attached.	

<p>Topic</p> <p><u>WALT identify different plants from around the world</u></p> <p>Warm up: how many plants can you name in 2 minutes?</p> <p><u>Being a botanist:</u> Research the role of a botanist. What do they do?</p> <p>https://kids.kiddle.co/Botanist</p> <p><u>Activity:</u> Complete worksheets attached</p>	<p>Topic</p> <p><u>WALT analyse features of a recount</u></p> <p>Children to watch following clip from James and the Giant Peach. https://www.youtube.com/watch?v=Gjm5oRHczNc</p> <p>This week we will start writing a newspaper report about the Peach.</p> <p>Children to read through WAGOLL example below, highlighting features of a news report. (see link below) https://www.bbc.co.uk/bitesize/articles/zym8bqt</p>	<p>Topic</p> <p><u>WALT plan a recount</u></p> <p>Using their knowledge of how the peach escapes in the book and film children create their own idea of what happens.</p> <p>Children to begin planning their news report using WAGOLL to support.</p> <p>Children focus on:</p> <p>Including the 5w's Using quotes from eyewitnesses Focus on writing in the past tense.</p>	<p>Topic</p> <p><u>WALT plan a recount</u></p> <p>Children to continue planning their news report.</p> <p>Use template attached to structure their recount plan.</p>	

<p>R.E</p> <p>How do Hindu's show their faith?</p> <p>Watch video below. BBC Two - My Life, My Religion, Hinduism, Introducing Simran and Vraj</p> <p>Think about 6 things that are important to the children in the video.</p> <p>What religious elements do they mention?</p>	<p>Science</p> <p><u>WALT Investigate plant growth</u></p> <p><u>Children to investigate seed growth.</u></p> <p><u>Grow some seeds in different conditions:</u></p> <ul style="list-style-type: none"> • Wet soil • Dry soil • Dark cupboard etc <p>(if you do not have seeds children could predict what they think will happen.)</p>	<p>Jigsaw</p> <p>Who is important to me and why?</p> <p>Children to think about people who are important to them.</p> <p>Make a relationship poster with pictures or names of people who close to you. Write short explanations as to why and how these people are important and why they are special to you.</p>	<p>Art</p> <p><u>WALT paint using watercolours</u></p> <p>Paint the peach using watercolours, children focus on creating different backgrounds. For example, paint a night sky or a grey stormy day.</p>	

Instructions for **Word of the Day**:

1. How many syllables are in the word?
2. What word class is it?
3. What does it mean? Use a dictionary to help you.
4. Think of a sentence using the word – say it out loud.
5. How can you improve your sentence? Can you add further description or information? Can you alter the word order to make it sound more interesting?
6. Write your best sentence down.
7. What prefixes and/or suffixes can you use with the word (if any)? How do they change the meaning?
8. Can you think of any synonyms or antonyms?
9. On Friday, write a paragraph using all the words of the day for this week.

For further information and guidance you can go to <https://vocabularyninja.co.uk/word-of-the-day/>



Write the time as digits and words.



Time: _____

Words: _____



Time: _____

Words: _____



Time: _____

Words: _____



Time: _____

Words: _____



Time: _____

Words: _____



Time: _____

Words: _____



Time: _____

Words: _____



Time: _____

Words: _____



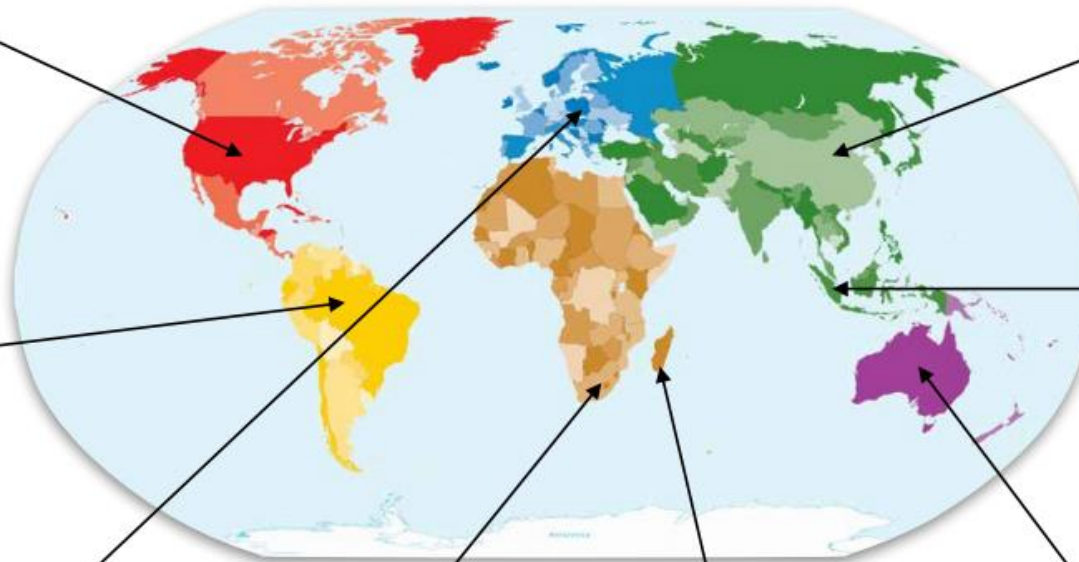
Time: _____

Words: _____

Name: _____

Date: _____

Can you match Plant Cards 1A to their correct location on the world map?



Plants of the World

Plant Cards 1A



Venus flytrap

North America
USA



Darth Vader flower

South America
Brazil



Pine trees in the Crooked Forest

Europe
Poland



Red kangaroo paw

Australia
Australia



Black bat flower

Asia
China



Lithops

Africa
South Africa



Baobab tree

Africa
Madagascar



Corpse flower

Asia
Indonesia



Venus flytrap

North America
USA



Darth Vader flower

South America
Brazil



Pine trees in the Crooked Forest

Europe
Poland




Red kangaroo paw

Australia
Australia



Black bat flower

Asia
China



Lithops

Africa
South Africa



Baobab tree

Africa
Madagascar



Corpse flower

Asia
Indonesia

Y4 Example Text Recounts: Newspaper Report

Hillside Observer

6th August

Peaches and Scream!

Reported by Harriet Sayers, Media Correspondent, Manchester

There were scenes of panic this morning as the famous giant peach at Hilltop House broke off its branch and flattened two sisters dead. The massive fruit then continued on a journey of destruction through the town before finally falling off a cliff into the sea.



Popped off by a peach - sisters Sponge and Spiker.

The unfortunate event began just after 9 a.m. this morning as sisters Sponge and Spiker were preparing to admit the first visitors of the day to see the twenty-foot-wide peach. The freakish fruit had mysteriously grown overnight in their garden a few days earlier.

A tremendous crash was heard as the peach broke through the fence and careered into Sponge and Spiker. The sisters were still reported to have been fighting and arguing as they frantically tried to dodge their fate.

Picking up speed, the fiendish peach hurtled down the

hillside towards the town. Arthur Brown, 74, was enjoying a spot of fishing when the uncontrollable fruit whizzed by. He was quoted as saying, "One minute I was sat by the river minding my own business and the next my new fishing rod was whisked out of my hands by a gigantic ball of fuzz. It was a very abnormal experience."

Within half an hour, the naughty peach had squashed two parked cars, released a river of chocolate from a local factory and damaged hundreds of gardens before it bounced over the clifftop and splashed into the English Channel.



The peach at sea.

Amazingly, nobody else lost their lives during the perilous incident and the death of the unpopular sisters from Hilltop House is unlikely to cause anyone much distress. However, police are concerned for the safety of the sisters' nephew. James Trotter has not been seen since Tuesday. The public are urged to report any sightings of him immediately.

It is thought that the peach will gradually perish in the saltwater or be eaten by

hungry sea creatures and it no longer poses a threat to human life. However, sailors are advised to avoid the area for the time being as a precaution.

Fruit tree experts are currently studying the old peach tree to work out how it produced the peculiar fruit. The tree will be relocated in the town square on Friday and a prayer service will be held at 11 a.m. in remembrance of the late sisters.

Planning Your Newspaper Report

Headline

Who is the report about?

What is the report about?

Where did the event happen?

When did the event happen?

Planning Your Newspaper Report

Introduction

Briefly sum up what happened. Try to grab the reader’s attention.

Main Story

Tell the reader exactly what happened. Include facts, quotes and eyewitness accounts.

Conclusion

What can we expect to happen next?

Tell the time to the nearest minute

- 1) How many minutes past the hour does the clock show?



- 2) Draw hands on each clock face to show the correct time.



a) six minutes to 5

b) seven minutes past 4

c) sixteen minutes past 7

d) sixteen minutes to 7

- 3) In words, write the times shown below.

a)



b)




- 1) a) The clock face has lost its hour hand. What time could it be? Explain your answer.



- b) Find all the possible answers.

- 2) Two friends draw fourteen minutes to 10 on an analogue clock.



Lionel

The minute hand is closer to 12 than the hour hand.



Kaiden

The hour hand is closer to 12 than the minute hand.

Which of the two friends do you agree with? Explain fully.

- 3) Emily and James are practising for a school music concert.

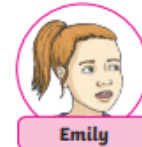
Emily practises for 17 minutes and starts at five past 1.

James practices for 26 minutes and starts at four minutes to 1.

- a) At what time does each child finish?

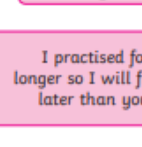
Emily

James



Emily

I started practising later so I will finish later than you.



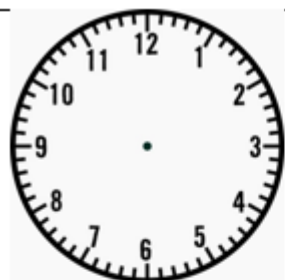
James

I practised for longer so I will finish later than you.

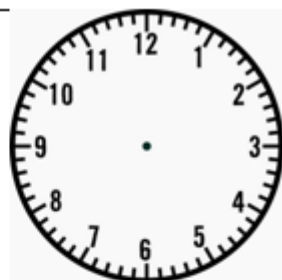
- b) Who is correct? Explain your answer fully.

Analogue to digital time

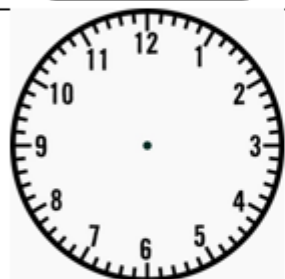
Draw these digital times as they would appear on an analogue clock.



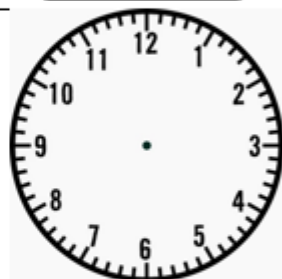
02:30



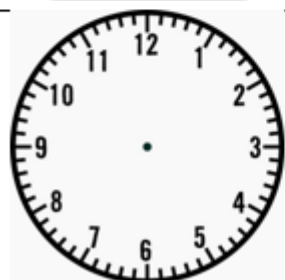
10:20



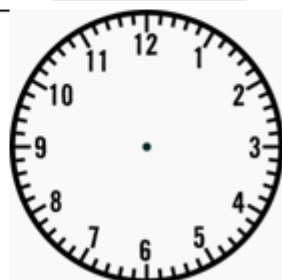
16:10



03:15

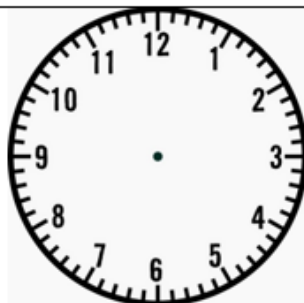


08:50

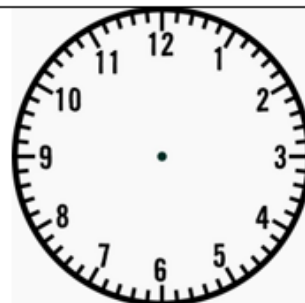


18:05

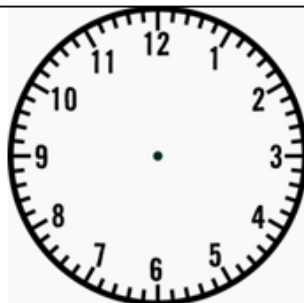
Draw these digital times as they would appear on an analogue clock.



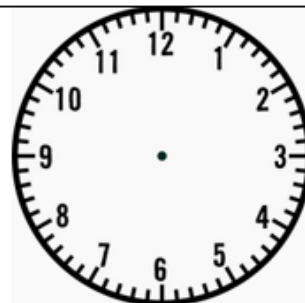
06:35



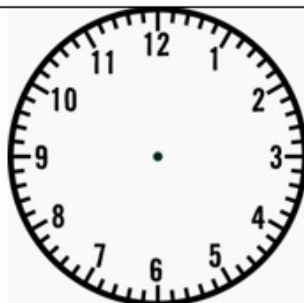
19:10



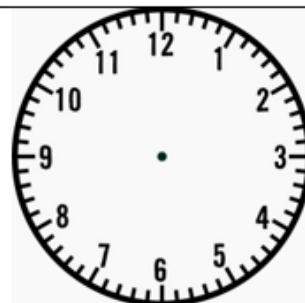
07:05



15:55



21:30



09:35